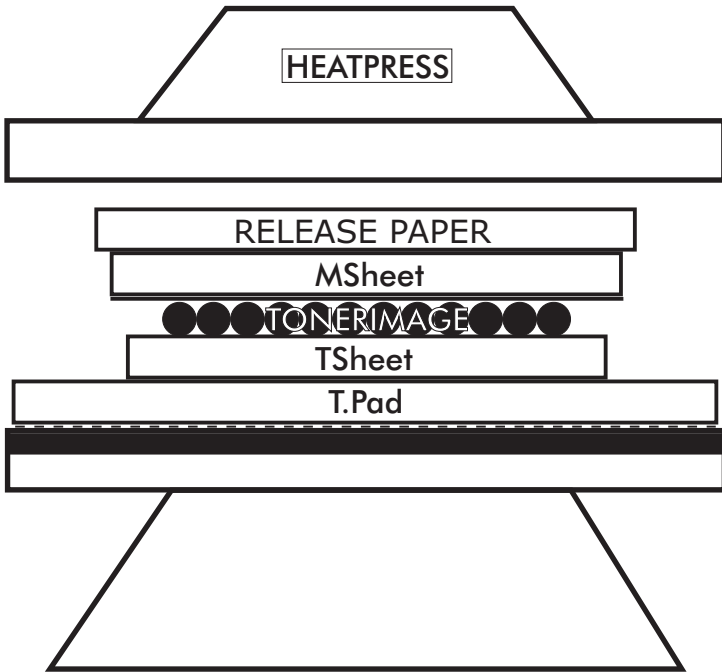


WoW7.8 Step 1



Important: Use T.Pad with smooth side up. If you start from cold warm up for 45 seconds!


Note: Place TSheet face down centered on the MSheet and make sure the TSheet edges do not touch the edges of the MSheet! Turn upside-down before placing on the T.Pad.





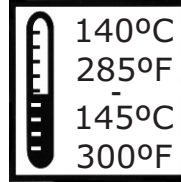
Note: Strip apart right on the heat press in one slow steady motion in a very shallow angle! Do not remove the release paper before you strip!

Important: For A4XL/A3 increase the pressing time by 10 to 15 seconds over A4 size!

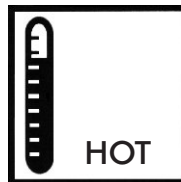
PRINT



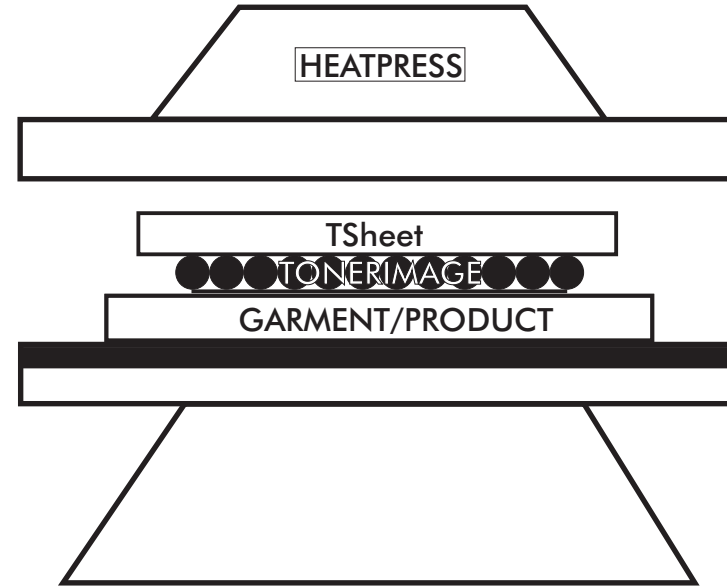
PRESS



STRIP




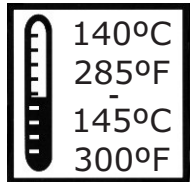
WoW7.8 Step 2



Important: After removing the TSheet paper liner cover the image with T.Seal and press again for 20 seconds for the final seal to gain washing durability.

Note: First wash after minimum 48 hours only!

PRESS



STRIP

