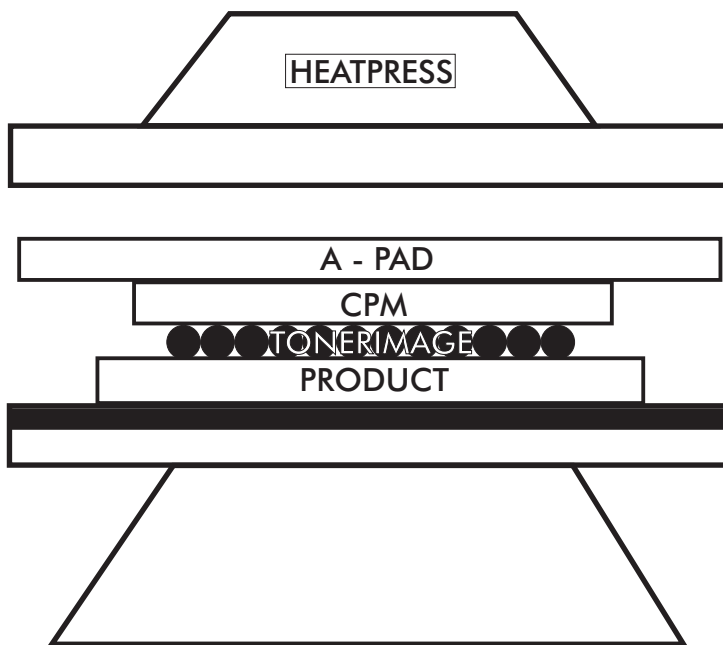


# CPM 6.2




*Note: Clean surface of the product before transfer! Leave a small unprinted border around the image!*



Strip off the backing paper after cooling down.  
Tip: Apply extra heat for glossy finish and higher durability!

*Note: For certain Substrates/Materials/Products you can use the T.Pad or the Application Sponge instead of the A-Pad. This will allow to reduce pressing time. Please consult your MagicTouch Support Team for more details.*

## PRINT

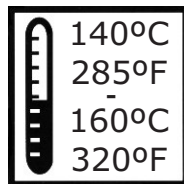


CPM



MIRROR

## PRESS



140°C  
285°F  
160°C  
320°F

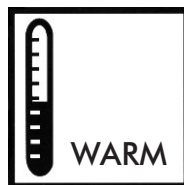


1-2 MIN



60 PSI  
MEDIUM

## PEEL



WARM