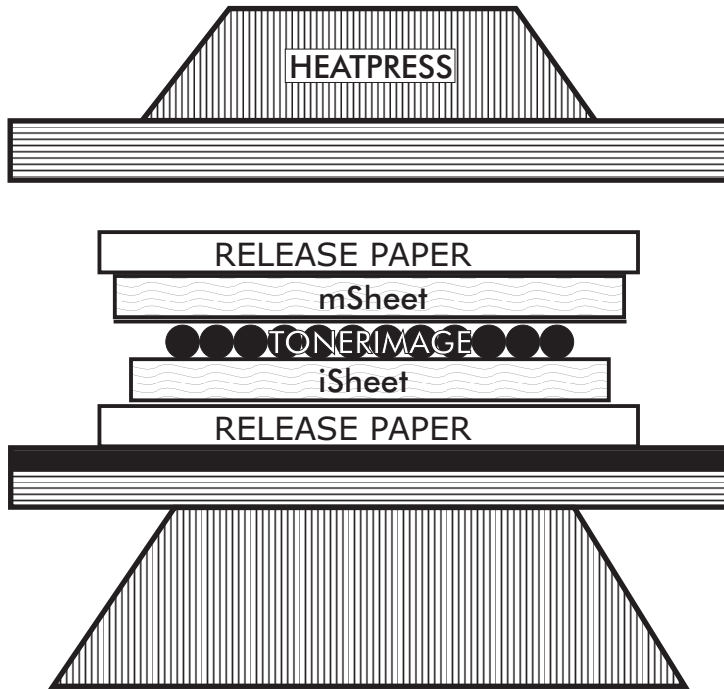


WoW7.5 1.Step




Note: Place iSheet face down centered on the mSheet and make sure the iSheet edge does not touch the edge of the mSheet because it would pick up some of the mSheet coating and transfer to the garment! Before pressing turn the stack upside down.






Note: Strip apart on the heat press, do not remove from HeatPress before stripping apart!

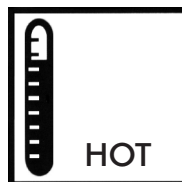
PRINT



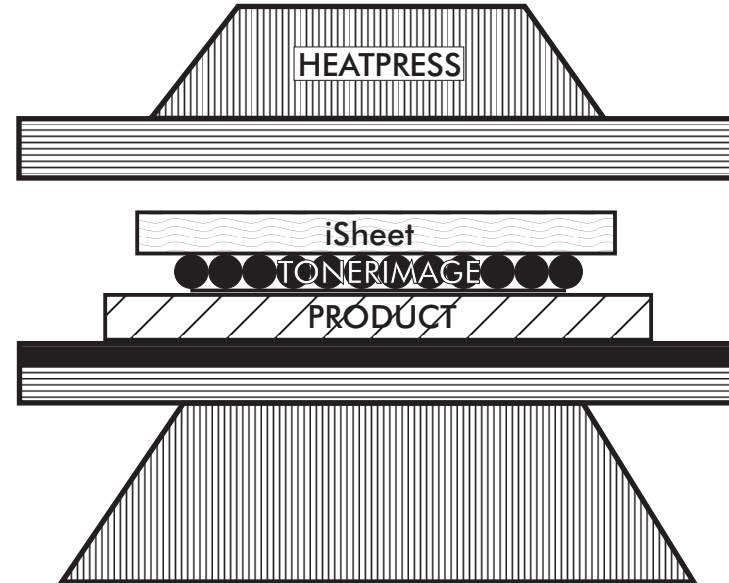
PRESS



STRIP



WoW7.5 2.Step





Note: To prevent losing very fine details let go totally cold!

After removing the iSheet paper liner cover the image with NRP or Release Paper and press again for about 15 seconds for the final seal.

Important: Remove the NRP/Release Paper hot, leave the Product/Garment on the press and stretch the print horizontally if possible while hot to improve stretchability of the decoration when the product is cold!

PRESS



STRIP

