

DCT 4.5W



Note: Clean surface of the product before transfer!

Trim transfer to final shape/format. Place in cold water for about 15 to 20 seconds until transfer film releases from backing paper. Slide the transfer film with the image off the paper liner directly onto the product.

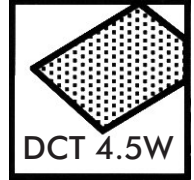
Use Rubber Squeegee (Item No. 290201) to squeeze out the water completely from underneath the transfer film by rubbing over the surface from the center to the sides.

Note: The better you remove all excess water the better your final result.

Let the transfer dry for 24 hours. Products which hold up to heat can be tempered for glossy finish and higher durability. Pre-heat the oven to target Temperature before placing Product.

Note: Products decorated with DCT 4.5W are not dishwasher safe!

PRINT



DCT 4.5W




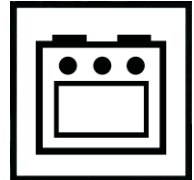
MIRROR

SOAK



COLD

TEMPER



180°C
360°F



10 MIN