

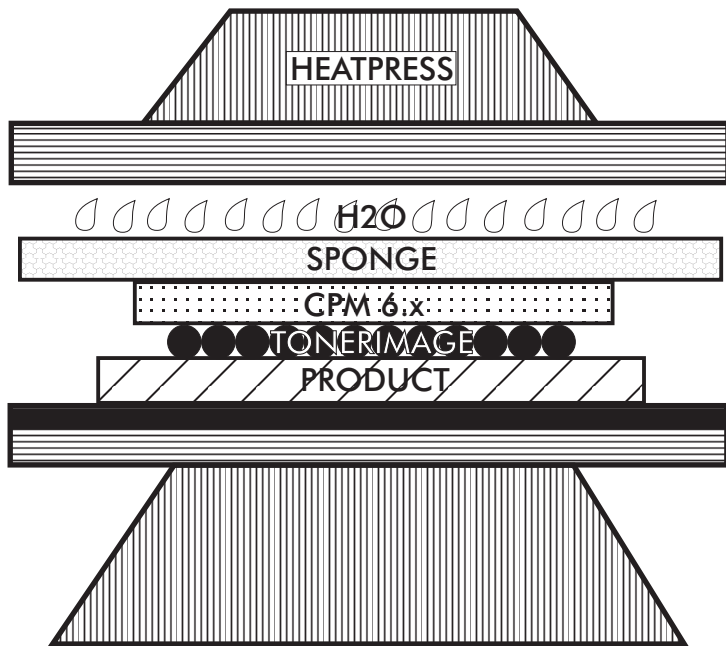
Unibind BookCovers with smooth Surface



Clean surface before applying the Transfer!

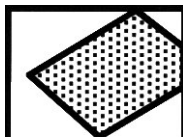
Note: The Application Sponge needs to be aged before using. Set your Press to 180°C /360°F and press the Sponge at high pressure for about 3 Minutes. The Sponge should then be about half the thickness as before.

Lightly Moisten the Sponge before pressing!



Let cool for about 10-15 Sec's and strip warm.

PRINT




CPM 6.x




MIRROR

PRESS



160°C
320°F



30 SEC



80 PSI
HIGH

PEEL



WARM