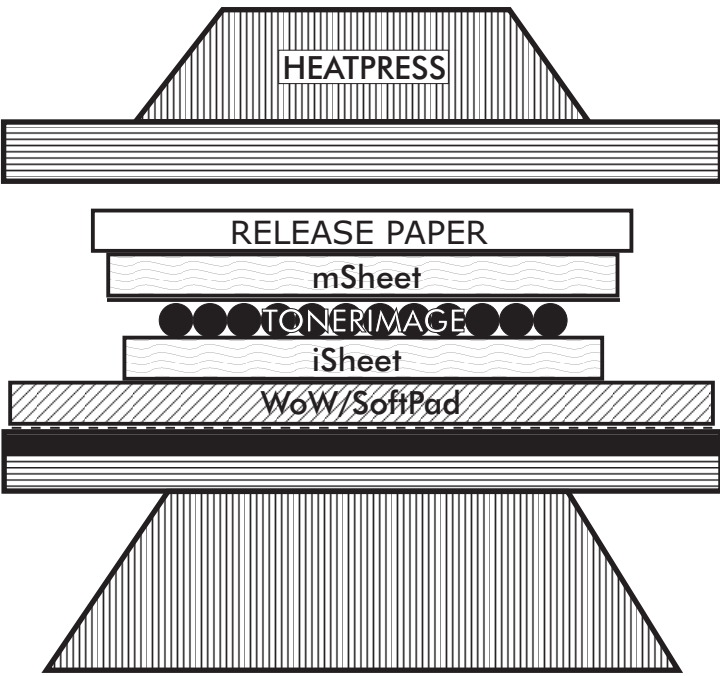


WoW7.7 1.Step




Important: Use WoWPad with smooth side up!
If you start from cold warm up for about 20 to 30 seconds!

Note: Place iSheet face down centered on the mSheet and make sure the iSheet edge does not touch the edge of the mSheet because it would pick up some of the mSheet coating and transfer to the garment! Before pressing turn the stack upside down.




Note: Strip apart right on the heat press in one slow steady motion in a very shallow angle! Do not remove the release paper before you strip!

PRINT



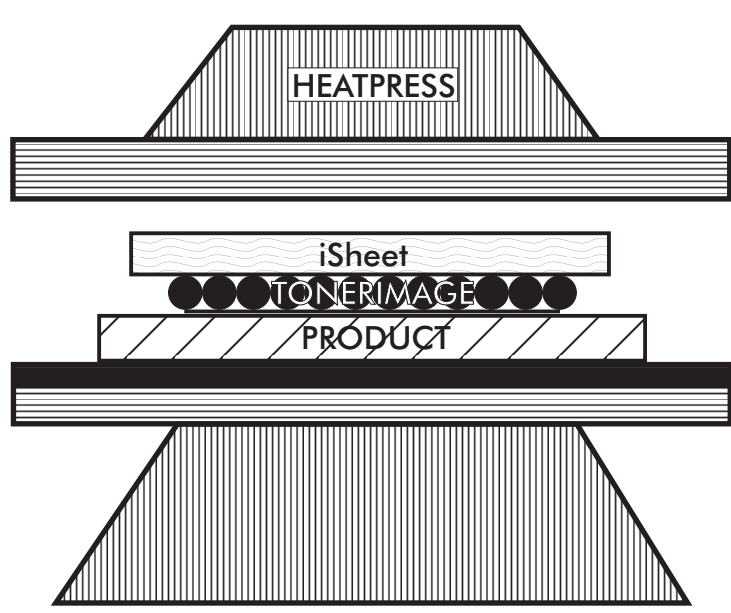
PRESS



STRIP



WoW7.7 2.Step

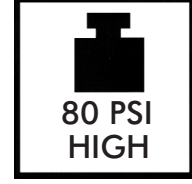

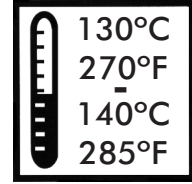


Important: After removing the iSheet paper liner cover the image with NRP and press again for about 15 to 20 seconds for the final seal.

Note: First wash after minimum 48 hours only!

Important: For A4XL and A3 increase the pressing time in the first step to 50 - 60 seconds!

PRESS



STRIP

