

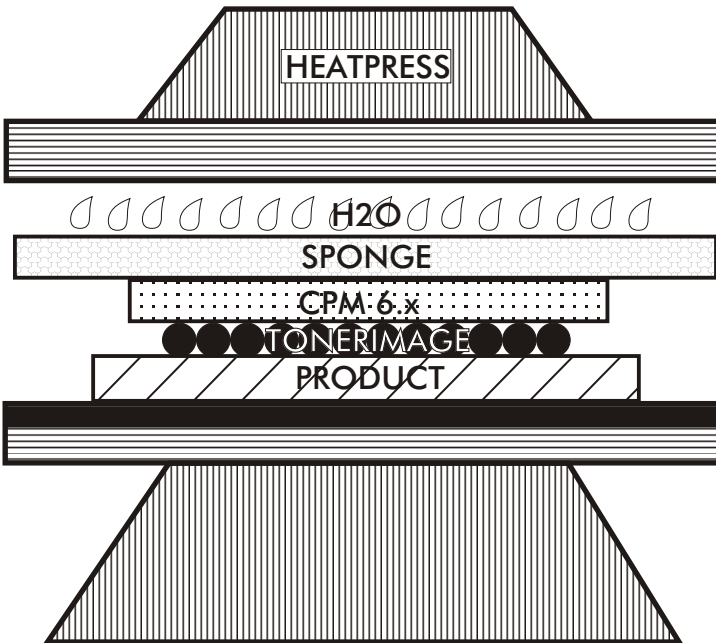
Book Covers, white or light Colour and smooth Surface



Clean surface before applying the Transfer!


Note: The Application Sponge needs to be aged before using. Set your Press to 180°C /360°F and press the Sponge at high pressure for about 3 Minutes. The Sponge should then be about half the thickness as before.

Lightly Moisten the Sponge before pressing!





Let cool for about 10-15 Sec's and strip warm.

PRINT



PRESS



PEEL

