

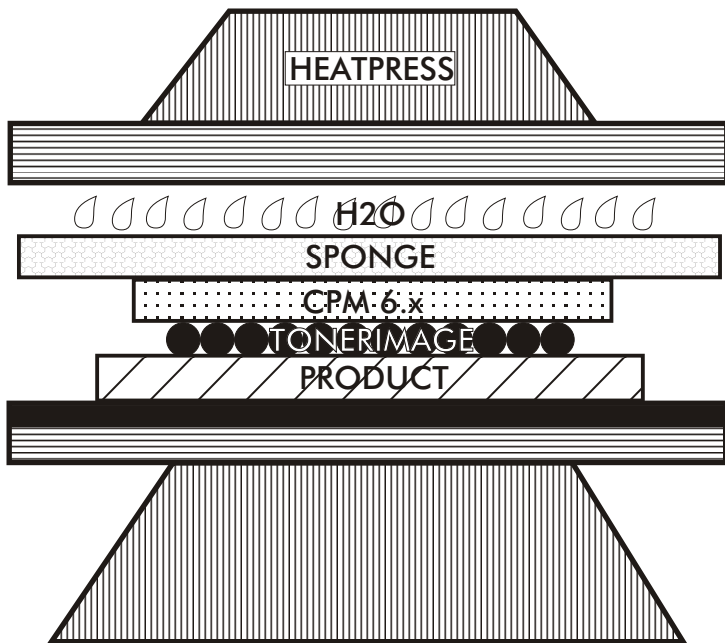
# Book Covers, white Linen, with CPM6.x



Clean surface before applying the Transfer!

Note: The Application Sponge needs to be aged before using. Set your Press to 180°C /360°F and press the Sponge at high pressure for about 3 Minutes. The Sponge should then be about half the thickness as before.


Lightly Moisten the Sponge before pressing!





Strip immediately while hot. Small amounts of Toner left on the paper, especially in light colour areas, is normal to the nature of the Linen material.

Spray with water to remove embossed edge of the transfer and also to flatten any curve.

## PRINT



## PRESS



## PEEL

