

TheMagicTouch®

OBM


PEEL INSTRUCTION



START


Wait at least **10 min.** before you peel off the carrier paper. For the film to settle after fussing.

Lay flat on the table and use weeding tool for a start.




PEELING

Place printed TheMagicTouch OBM face down on the table. Use a flat hand to held the OBM film in place peel in a smooth, flat constant movement the backing paper of the OBM film



CUTTING

When cutting of the white border first make start so the OBM film is loose in one corner, before cut off white border with roll cutter.



DO NOT

Do not pull OBM film and carrier paper at the same time, to much stretch will be applied on the OBM film.

